


Annexe 1 : applications utilisées et liens vers les travaux


Applications	Tests
1.Quizlet	<p>Prépositions, Niveau 1, Test 1 https://quizlet.com/261772367/prepositions-hamster-flash-cards/</p> <p>Faune, Niveau 1, Test 2 https://quizlet.com/264161012/5e5-rabbit-countryside-fauna-vocabulary-alexis-flash-cards/</p> <p>Flore, Niveau 1, Test 3 https://quizlet.com/267365823/5e5-rabbit-countryside-flora-vocabulary-alexis-flash-cards/</p> <p>Ce que l'on sent dans un paysage de campagne, Niveau 2, Test 1: https://quizlet.com/264169065/5e5-rabbit-countryside-smells-vocabulary-colin-matthieu-flash-cards/</p> <p>Ce que l'on entend dans un paysage de campagne, Niveau 2, Test2: https://quizlet.com/266068627/5e5-rabbit-countryside-sounds-vocabulary-matthieu-flash-cards/</p> <p>Décrire une peinture et situer les éléments dans l'espace, Niveau 2, Test 3: https://quizlet.com/263364759/situate-elements-in-a-drawing-hamster-flash-cards/</p>
2.Socrative	<p>Niveau 2, Test 4: The Education of Achilles, Description - SOCRATIVE https://b.socrative.com/teacher/#edit-quiz/34775198</p> <p>Niveau 2, Test 5: The Education of Achilles, Éléments implicites - SOCRATIVE https://b.socrative.com/teacher/#edit-quiz/34775656</p> <p>Niveau 2, Test 6 : The Cornfield, Description - SOCRATIVE https://b.socrative.com/teacher/#edit-quiz/34775512</p>
3.Google Form	<p>Niveau 2, Test 7: The Cornfield, Éléments implicites, GOOGLE FORM https://goo.gl/GogMAJ</p>
4.Coggle	<p>Niveau 2, Tests 8, 9 (révisions) https://coggle.it/diagram/Wq5KtIYOwTW2jnx7/t/the-countryside https://coggle.it/diagram/Wq5JZIYOwSRojnRZ/t/to-situate-elements-on-an-image</p>
5.Kleki FlockDraw	<p>Niveau 2, Test 10 http://kleki.com/ http://flockdraw.com/</p>
6.Padlet	<p>Niveau 2, Test 10 - Écrit +Dessin https://padlet.com/Delphinium/Romanticism_Level2 Phase préparatoire https://padlet.com/Delphinium/Romantic_Voices Dépôt des travaux du parcours https://padlet.com/Delphinium/ROMANTICISM_5E5</p>
7.Fluency Tutor	<p>https://fluency.texthelp.com/</p>

Annexe 2: grilles de lecture de l'image


Grille de description de l'image, John Constable, The Cornfield, 1826

JAGUAR	Description de tableau. Répondre aux questions à l'aide de phrases complètes.
The Romantic Era	John Constable, The Cornfield, 1826
I. General information about the painting.	
1.1 Title and date of painting :	
1.2 Its author :	
II. Description of the painting.	
2.1 Situate all the elements of the painting.	
In the foreground	
In the background	
On the left	
On the right	
In the middle	
2.2 The colors used:	
2.3 The characters : physical appearances and what they are doing	
The boy (Who's he?)	
The dog	
The sheep	
The donkey and her foal (ânon)	
The workers	

Grille d'analyse de l'image, John Constable, The Cornfield, 1826


BEAR		Analyse de tableau. Répondre aux questions à l'aide de phrases complètes. John Constable, The Cornfield, 1826
III. Analysis of the painting		
3.1 The atmosphere		
3.2 The subject		
3.3 The main focus of the painting:		
3.4 Link between title and painting		
3.5 Author's intention		
3.6 What makes this painting romantic? (Elements of romanticism in the painting)		

Grille de description de l'image, James Barry, The Education of Achilles, c. 1772

BIGHORN		Description du tableau. Répondre aux questions à l'aide de phrases complètes. James Barry, The Education of Achilles, c. 1772
1. General information		
1.1 Title and date of the painting :		
1.2 Author of the painting :		
2.1 Situate all the elements in the painting.		
In the foreground		
In the background		
On the left		
On the right		

In the middle	
At the bottom right-hand corner	
2.2. Colors and light	
The colors used	
Differences in light	
2.3 The characters. Who are they? Do some research.	
Achilles	
Chiron	
2.4 Their physical appearances and what they are doing.	
Chiron, physical appearance	
Achilles, physical appearance	
Chiron, what he is doing	
Achilles, what he is doing	
The woman, what she is doing	

Grille d'analyse de l'image, James Barry, The Education of Achilles, c. 1772

FALCON	Analyse de tableau. Répondre aux questions à l'aide de phrases complètes. James Barry, The Education of Achilles, c. 1772
3. Analysis of the painting	
3.1 Compare the physical appearance of Chiron to that of Achilles.	
Chiron	
Achilles	
3.2 Interpretation of the painter's intention.	
Chiron, why he looks bigger and stronger	
Achilles, why he looks weaker	
Achilles, why there is more light over him	
Achilles, why we cannot see both of his feet	